

File Name: 6aja4t manual.pdf

Size: 2276 KB

Type: PDF, ePub, eBook

Category: Book

Uploaded: 22 May 2019, 14:57 PM

Rating: 4.6/5 from 641 votes.

Download Now!

Please check the box below to proceed.



I'm not a robot



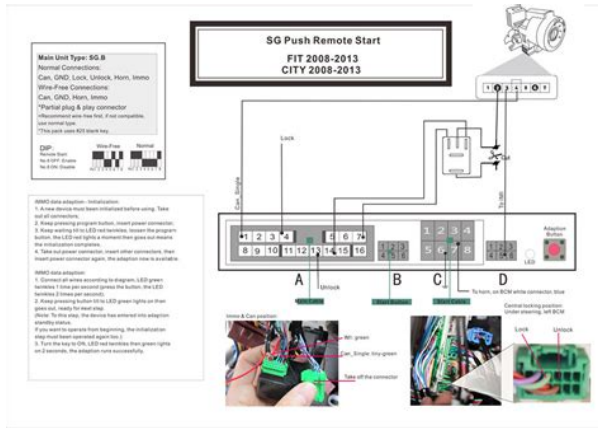
reCAPTCHA
Privacy - Terms

Book Descriptions:

6aja4t manual

Find free links to obtain the manual and guides containing ChaintechComputer Chaintech Socket 370 CT6AJA4T Motherboard specification, and ChaintechComputer technical information. Some systems do not have direct operational drivers download links for user manuals and support guides or repair manual, these can be obtained directly from ChaintechComputer support website. Manual includes configuration information for ChaintechComputer Chaintech Socket 370 CT6AJA4T.CPU, Memory, Hard Drive Configuration. Click on this link Fill in the three drop down menus as follows. Motherboards MX3W PRO Manual Choose, click on. Youll require Adobe PDF Reader installed on your computer to view the manual. If it is not already installed on your computer, download it free from [http](http://www.adobe.com) Follow Method1 Instructions. Test your speaker system. Answer questions, earn points and help others. Good luck with this; hope this information helps you. Let me know if you have any questions about this Chaintech motherboard; now that I have the manual on my system, I can probably help you to find any specific information you need about this Chaintech motherboard. Login to post The file will download as a selfextracting exe file. I have taken the liberty of insuring it is virus free. Its in rar format. So you will need winrar to open it. Where can I get a manual in PDF format, and where can I download all of the device drivers I need for it, or obtain a support CD The connector is CN1A. Answer questions, earn points and help others. If this has not happened, without a manual Chaintech 6AJA4T Bios driver installation your device may not work properly or may not use all of its features. Download the Chaintech 6AJA4T Bios driver and install it on your computer if the device still is not working properly, read the information further down the site about the Chaintech device from the BIOS category. There you will find helpful tips on how to install the Chaintech 6AJA4T Bios driver. https://eyewearinsight.com/works/eyewearinsight-new/upload_files/electronic-manual-muscle-tester.xml

- **chaintech 6aja4t manual, 1.0, chaintech 6aja4t manual.**



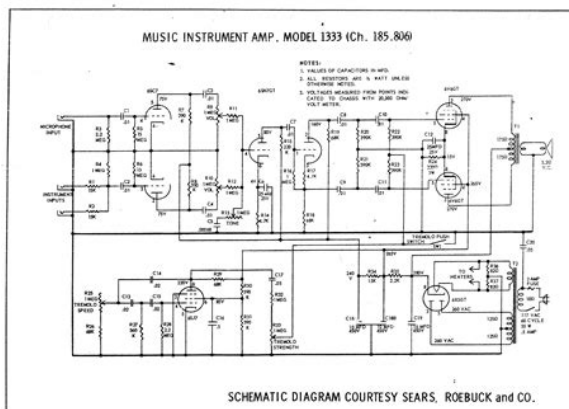
You will also learn why it is so important to have current Chaintech drivers. If this has not happened, you should take the following steps. It is worth noting that in order for the automatic update to work, the computer must be connected to the Internet perhaps when connecting the Chaintech device the computer temporarily did not have the Internet connection or a WiFi signal was weak making it impossible to download the Chaintech 6AJA4T Bios driver. To make sure, disconnect now and reconnect the Chaintech device again, and maybe this time the driver will be downloaded. Just download the Chaintech 6AJA4T Bios driver and start the installation keeping in mind that the Chaintech device must be at the same time connected to the computer. After the installation of the Chaintech 6AJA4T Bios driver, the device should work properly. Without current Chaintech 6AJA4T Bios drivers there is a greater risk of the device malfunction, of the reduction in security, and there is a possibility of the total damage of the Chaintech device. Manufacturers from time to time issue new versions of the Chaintech 6AJA4T Bios software, repairing the errors they find that may cause problems with the Chaintech devices. Therefore, if you notice that a new version of the Chaintech 6AJA4T Bios driver is available, you should install it immediately. By continuing to browse the site, you are agreeing to our use of cookies. Accept More info. Get the best experience on your Chaintech 6AJA4T Motherboard with improved performance, make it easy to create a home network and share all of your favorite items. The 6AJA4T is designed for users who require maximum performance in a mainstream Motherboard. Even with its form factor design, the 6AJA4T doesn't skimp on performance offering the ideal blend of power and efficiency. The 6AJA4T is sure to leave a lasting impression with its easy to use and slim design. <http://columb-sklep.pl/userfiles/electronic-lock-manual.xml>



Located on the side of the unit, the modular bays innovative latch is designed for easy insertion and removal of the various module options. The 6AJA4T Motherboard only supports Intel Celeron or Intel

Pentium III. The 6AJA4T features two onboard data caches for transferring information to and from the processor. These caches are known as the L1 and L2 caches. The 6AJA4T L1 cache is 64 kilobytes in size, while its L2 cache is rated at either one or two megabytes. When you have a clear idea of which Motherboard best suits your needs, check for its specifications. As the 6AJA4T is supported by Chaintech, check if the Motherboard has full support and warranties by its manufacturer, like 6AJA4T specs you will have lots of options from the Motherboard manufacturer to choose from, like the Motherboard processor, Motherboard RAM, its graphics capacity, Motherboard display options and specs, and other features that the Motherboard provides. You should have an idea on what specs you want from your Motherboard and what specs you do not want on your Motherboard, deciding on Motherboard specs may be difficult task to do but like the 6AJA4T specs have, its essential to selecting a Motherboard you need at a price tag that it deserves and that you can afford. Here is a sample 6AJA4T Motherboard specification if you want an initial guide to buy a Motherboard. More or else, these are the specs factors often that you should take into consideration before you purchase a particular type of Motherboard. Please try again. Please try your search again later. You can edit your question or post anyway. System Specific memory backed by PartsQuick Lifetime Warranty and Toll Free Technical Support. To calculate the overall star rating and percentage breakdown by star, we don't use a simple average. Instead, our system considers things like how recent a review is and if the reviewer bought the item on Amazon. It also analyses reviews to verify trustworthiness. Per BIOS vendor AMI, Award, Phoenix,.

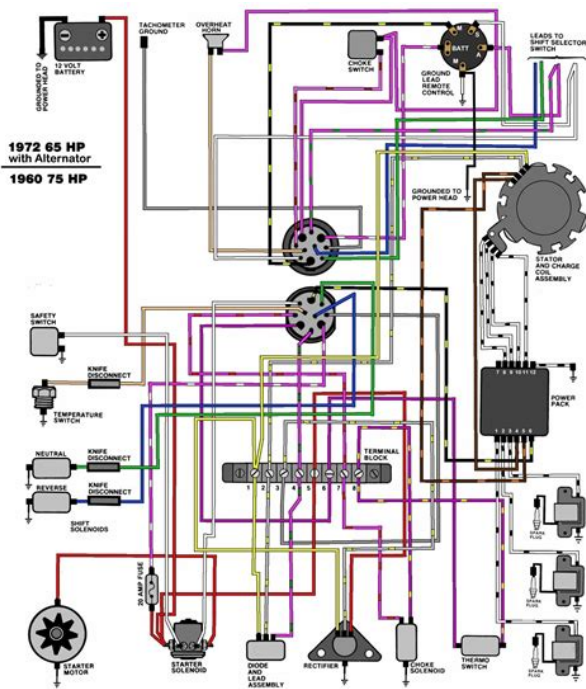
we have a separate tab of motherboard BIOS Identifications. The 64GB bug manifests itself as a hang at the configuration table. For more information visit our Award BIOS ID information page. Contact us if you have new IDs missing from the list For more information visit our AMI BIOS ID information page. Contact us if you have new IDs missing from the list The history of this site goes back to 1996 when I was taking my first steps on the internet. Gradually the site grew to what it is now. Select Your Operating System, download zipped files, and then proceed to manually install them. Recommended if Chaintech 6aja4t Bios is the only driver on your PC you wish to update. Password Don't have a password. Please register, and get one. Feel free to contact me if you have any question. Shipping Worldwide with tracking. For all shipments I will immediately report the track number to track the movement of parcels to the addressee. Standart postage shipping AirMail from Russia to Europe usually takes 10 and up to 25 days. Delivery of goods to other countries AirMail from Russia may take 15 and up to 45 days. Please be patient. Russia does not have direct air links with some countries. Therefore delivery parcels to Australia, Canada, Singapore, Brazil perhaps still other can be 45 days or more. I dispatch goods in 12 days after payment and tracking number will be provided. If you have any question ask! Thank you for understanding and good luck. WARNING Based on the experience of shipments of goods in November/December last year, I draw your attention that the delivery of parcels may increase 1.52 times! I think this is due to the heavy workload of the postal services of most countries of the world in connection with the forthcoming celebrations of the New year and Christmas. Please be patient. I hope for your understanding in case of delayed delivery of your item sent during this period. These charges are the buyers responsibility.



<http://www.diamondsinthemaking.com/content/bose-lifestyle-28-series-1-manual>

Please check with your country's customs office to determine what these additional costs will be prior to bidding or buying. You are the light of the world. Spravodajská licencia vyhradená. Starsia doska. Na stránke chaintechu su iba drivery. Potrebujem vedieť ako zapojiť USB konektor na predné vstupy. Nie je to asi štandardné zapojenie, lebo jeden vstup mi ide OK a druhý mi odpálil USB kľúč. Obe USB su určite OK, lebo som iba menil dosku do inej skrinky a nepozeral som ako boli zapojené kablíky. Dakujem. Rasto Deska 6AJA4 je zde. Je to síce bez toho T na konci, ale myslím si, že by sa to mohlo lísiť len tým, že doska je určená pre Tualatiny. Zapojení USB v manuálu je klasické, dve USB stejne zapojene vedle sebe. Pokud se vyskytovalo jiné zapojení, byla druhá rada otocena o 180 stupnu. Doporučoval bych napajení USB proměřit voltmetrem. Asus tusb2c is a good one but there are many others. It wasn't very helpful though as it didn't list which chip was compatible with which board though, but in theory Tualatin board should be compatible, but I don't know of any way for sure. In PGA format My retro rigs old topic Interesting Vogons threads links to Vogonswiki Report spammers here! Also this website might have some relevant information, but as far as I can see I'd have to go through all the motherboard models one by one. It's not perfect, but it's a start, hold on. My retro rigs old topic Interesting Vogons threads links to Vogonswiki Report spammers here! Just be warned though, I tried looking for definitive and clear information about the compatibility of the various incarnations of the chip VIA sold as C3, but it was hard to find anything conclusive, so I just gathered any information I could find. Use at your own risk! My retro rigs old topic Interesting Vogons threads links to Vogonswiki Report spammers here! My retro rigs old topic Interesting Vogons threads links to Vogonswiki Report spammers here!

<http://cocoonproperty.com/images/canon-530-printer-manual.pdf>



Or your cpu might be defective Just that the right slotket had to be put in between The MSI MS6905 Master or UpgradeWare SlotT. In most cases these boards use the latest Tualatin patched unofficial BIOS. A similar thing was done with a VIA Apollo Pro Socket 370 board, where I used a LinLin Adapter to convert Socket 370 to 370T, for running it with a Tualatin and later the C3 Nehemiah. Id rather not pick the wrong board and have it crawl whenever I try to move the mouse cursor My retro rigs old topic Interesting Vogons threads links to Vogonswiki Report spammers here! I have a few tualatin boards but i have no c3 cpus. Even reviewers for that cpu used the Asus Tusi2c. I have a few tualatin boards but i have no c3 cpus. Even reviewers for that cpu used the Asus Tusi2c. My retro rigs old topic Interesting Vogons threads links to Vogonswiki Report spammers here! I used them on a number of VIA 694X boards. Also on Apollo pro 266 not T. Of course they also run on Tualatin boards. Some of them identified it as a PII. If I remember the TUV4X was such of those, but the SL65KV2T identified it correctly as a C3 CPU. All the range of GIGabyte S370 VIA boards from 693A to 694T work well. Also QDI Advance10 and Advance 10T and MSI 6309 boards. And BGA models didnt implement it in any design. Also on Apollo pro 266 not T. Also QDI Advance10 and Advance 10T and MSI 6309 boards. And BGA models didnt implement it in any design. I was hoping Nehemiah CPUs would work, but if every 693A board youve tried rejects Nehemiah C3s, Im stuck, and unless there are boards using the chipsets youve tested compatible with at least one ISA slot and SBLink, the Nehemiah C3 I ordered will be completely useless. Not sure about the voltage issue, but 1st generation Ezra is the one with the lowest operating voltage 1.35V, and works on 693A boards. I remember reading that VRM spec for coppermines could go as low as 1.2V, so no problem, electrically. Another issue is VID management of the board.

<https://cohemployeenews.com/images/canon-5360-printer-manual.pdf>

Ill try to test a Nehemiah on those when I have spare time and find them. Of course, I guess that the CPU is not going to be recognized properly because it should be too recent for the BIOS date. Wanted to move a Nehemiah from a 694T board to a 1.5 GB capable 694X one my remaining 694T boards are second tier and only support up to 1GB. Boots OK with a 1 GHz Coppermine. It is totally confused about FSB speed, multiplier and CPU manufacturer. Edited 1 time in total. Adjusted manually FSB and multiplier just in case that it helps. That is the same string used for the C3 Samuel 2 preEzra it had installed previously. This board has no integrated monitoring. At VRM capacitor output it measures 1.433V. Within spec. The main difference the older model supports PPGA Mendocino core. I was hoping Nehemiah CPUs would work, but if every 693A board youve tried rejects Nehemiah C3s, Im stuck, and unless there are boards using the chipsets youve tested compatible with at least one ISA slot and SBLink, the Nehemiah C3 I ordered will be completely useless. Im going to do some more tests later this month, so look forward to that. Something went wrong. View cart for details. All Rights Reserved. User Agreement, Privacy, Cookies and AdChoice Norton Secured powered by Verisign. Starsia doska. Na stranke chaintechu su iba drivery. Nie je to asi standardne zapojenie, lebo jeden vstup mi ide OK a druhy mi odpalil USB kluc. Obe USB su urcite OK, lebo som iba menil dosku do inej skrinky a nepozeral som ako boli zapojene kablky. Dakujem. Rasto Deska 6AJA4 je zde... Je to sice bez toho T na konci, ale myslim si, ze by se to mohlo lisit jen tim, ze deska je urcena pro Tualetiny. Doporucoval bych napajeni USB promerit voltmetrem. Prvni nadsenci uz ho zkouseji a meri rychlost ve Speedtestu Vice pruhlednosti, bile a oblych tvaru Jak to napravit Vypadaji jako Windows, macOS i neco uplne jineho A Britanie vyradila Cesko z koridoru Revolucni lecba rakoviny. Jaky ma vztah s vdovou Ivanou.

Krvave bitky svalovcu v oktagonu. Recenze UFC 4 Novy Mercedes tridy S odhaluje interier. Ambientni osvetleni posune na dalsi uroven FOTO Jsou rychle a sexy. Mafia Trilogy oficialne Prvni dil ceká spousta zmen, dabing nebude chybet Neobvykle houby na taliri Co sbirat koncem leta Unikly detaily nabidky City SportRevue.cz FOTO Jsou rychle a sexy. Toto je 13 nejkrasnejsich lyzarek z poslednich sezon Reflex.cz Za mrizemi vas spise zmrzaci prvovezen s malym IQ nez prumerne chytry recidivista. Jak je to mozne Reflex.cz Vystrcil Navstevu Tchajwanu tise akceptuji i nekteri vladni politici a urednici, ale boji se prezidenta E15.cz Historie Ikea na jeden klik. Ikonicka nabytkarska znacka pristupnila sve katalogy za 70 let E15.cz V Brne bude vysvecen kostel, ve kterem hori barvy. Stavba se zrodila díky darum Auto.cz Volkswagen ID.4 opet laka na premieru. Slibuje vytribenou aerodynamiku Auto.cz Omlazeny Land Rover Discovery Sport nabidne az 290 koni i naftove mildhybridy Tlusty me urazil a ranil, vzazuju podani zaloby Zraneny Novak vypadl z reprezentace, misto nej novacek Mateju Ministri zahranici EU se dohodli na sankcich Jak pomahaji telu i psychice Gabriela Deszkasova s pacientkou Jirinkou. Branky, body, kokoti Na Fifinku nesahat.

Sell on eBay Sell Motherboards User Agreement, Privacy, Cookies and AdChoice Norton Secured powered by Verisign. Embedded system monitor hardware. Advanced Management Features Poweron events WOL WakeOnLAN network card Modem ring RTC Alarm USBs Software power off control for Win95 Override power button Hardware Reset Protect Three states Powerfailure recovery Blinking PowerLED in suspend Polyfuse overcurrent protection for USB and keyboard Valued software bundle Embedded BIOS flash utility, HDD Instant Recovery Complete Data Security 1. Flash BIOS write protection against unauthorized access 2. Trend ChipAway Virus, to ensure virusfree booting procedure Innovative SeePU technology for jumperless CPU installation.

www.hypnotiseur.com/wp-content/plugins/formcraft/file-upload/server/content/files/162745bcc58b9d---brother-4800-manual.pdf

Download DriverDoc now to easily update Chaintech Motherboard Drivers in just a few clicks. The builtin driver supports the basic functions of your Chaintech Motherboard hardware. Click here to see how to install the builtin drivers. Our driver update utility does all of the work by downloading and updating the correct Chaintech drivers automatically. The best part about using DriverDoc is that not only do your Motherboard drivers stay updated automatically, but the rest of your PCs drivers as well. With a database of over 2,150,000 drivers thats updated constantly, you can be sure we have the drivers your PC needs. What Operating Systems are Compatible with Chaintech Drivers. Currently, Chaintech has device drivers for Windows. How do I Update Chaintech Drivers. Device drivers for Chaintech can be updated manually using the Windows Device Manager, or automatically with a driver scan and update tool. What are Benefits and Risks Associated with Updating Chaintech Drivers. Benefits of updating Chaintech drivers include better interoperability, ability to maximize hardware features, and increased performance. The risks of installing incorrect Motherboard device drivers include software crashes, slower performance, and general PC instability. About The Author Jay Geater is the President and CEO of Solvusoft Corporation, a global software company focused on providing innovative utility software. He is a lifelong computer geek and loves everything related to computers, software, and new technology. Subscription autorenews at the end of the term Learn more. This website is using cookies. By continuing to browse, you are agreeing to our use of cookies as explained in our Privacy Policy. I Agree.

BAHETH24CARS.COM/ckfinder/userfiles/files/canon-battery-charger-cb-2lw-manual.pdf

<https://www.informaquiz.it/petrgenis1604790/status/flotaganis18052022-2339>